


Centre Pivot Roof Window

Keylite's most versatile window, suitable for single or multiple applications in any roof with a pitch of 15° - 90°



Features

- ▶ **Additional Visible Glazing** - More height means more light! The new streamlined hood, flashing and timber profiles reveal more visible glazing than ever before.
- ▶ **Click-Fit Hood** - Simply click the hood under the hood hooks and secure into position by clicking the hood in at each end. The cover flashings now require 50% fewer screws than before.
- ▶ **Recessed Fit as Standard** - Every Keylite Roof Window is recessed as standard, sitting lower in the roof than ever before.
- ▶ **New Profile Hood** - Keylite's new hood features a more sculptured design, enhancing its appearance in the roof.
- ▶ **Integrated Thermal Collar** - Unlike other roof windows, Keylite's thermal collar is integrated into the frame. The collar is activated by simply pulling the release tabs for a fast insulation solution, combating cold bridging.
- ▶ **Warm Edge Glazing** - Every Keylite Roof Window now has a warm edge glazing unit as standard, to enhance the windows performance and reduce the occurrence of condensation.
- ▶ **Flick-Fit Brackets** - Keylite's unique Flick-Fit brackets are prefitted so you can lift the window straight from the box to the roof and simply select the setting for tile or slate
- ▶ **Ventilation handle** - Keylite's slimline ventilation handle has a new contemporary style, designed to provide comfortable opening of both the window and the ventilation flap.
- ▶ **All Weather Ventilation** - Keylite Roof Windows all provide trickle ventilation, even with the window fully closed and securely locked. The built in ventilation filter ensures no insects pass into the room, only clean fresh air.
- ▶ **Maintenance Free Hinge** - The hinge being the most vital component of the window, is the only operational part that moves. Keylite has eliminated the maintenance requirement of this component.
- ▶ **Sash Finger Springs** - The sash hinge finger spring allows the sash to be installed back into the frame in one smooth effortless motion.
- ▶ **Approved** - Keylite have invested in their products in order to gain third party accreditations from national bodies such as the BBA. During these assessments our products are subjected to rigorous tests to ascertain they meet the standards required in the following fields; structural stability, ventilation requirements, weather tightness, thermal insulation and performance in relation to fire.

Application

- ▶ Keylite recommend installing the window so that the frame top is between 1.85 - 2.20m above the floor for ease of operation.
- ▶ For installation of roof windows above 2.2m Keylite also recommend electrical operation and a laminated inner safety pane.

Operation

- ▶ The Keylite centre pivot roof window is operated manually as standard, through the full width use of our ventilation handle, located along the top of the sash.
- ▶ Electric operation is also available as an additional accessory.

Guarantee

- ▶ **10 Years** - Keylite's hassle free guarantee on windows and flashings
- ▶ **3 Years** - Keylite's hassle free guarantee on blinds, accessories and electrics.

Finish Options

- ▶ **Interior** - Pine (T)
White (W)
- ▶ **Exterior** - Grey
Conservation Black (CW)

Installation and Accessory Products

- ▶ **Flashings**
 - Single Installation:
 - Tile (TRF)
 - Deep Tile (DTRF)
 - Slate (SRF)
 - Plain Tile (PTRF)
 - Corrugated Roof (CRF)
 - Combination Installation:
 - Combi Tile (CTRF)
 - Combi Slate (CSRf)
 - Combi Plain Tile (CPTRF)
 - Bi-Lite Tile (BLTRF)
 - Bi-Lite Slate (BLSRF)
 - Quad Lite Tile (QLTRF)
 - Quad Lite Slate (QLSRF)
- ▶ **Additional Installation Products** -
 - Underfelt Collar (FC)
 - Vapour Collar (VC)
- ▶ **Accessories** -
 - 2 metre window pole (WP2)
 - 3 metre window pole (WP3)
 - Solar Powered electric kit (SPEK)
 - Premium electric kit (PEK)
 - Standard electric kit (SEK)
 - Opening restrictor (OR)
 - Security lock (SL)
- ▶ **Blinds** -
 - Integral Blind (I)
 - Dim out Blind (D)
 - Black out Blind (B)





Window Sizes (WxH)	550x780	550x980	550x1180	660x1180	780x980	780x1180	780x1400	940x1400	940x1600	1140x1180	1340x980	1340x1400
Pine Finish												
Thermal Product Code	TCP 01 T	TCP 02 T	TCP 01C T	TCP 03 T	TCP 04 T	TCP 05 T	TCP 06 T	TCP 07F T	TCP 07 T	TCP 08 T	TCP 09 T	TCP 10 T
Hi Therm Product Code	TCP 01 HT	TCP 02 HT	TCP 01C HT	TCP 03 HT	TCP 04 HT	TCP 05 HT	TCP 06 HT	TCP 07F HT	TCP 07 HT	TCP 08 HT	TCP 09 HT	TCP 10 HT
Triple Glazed Product Code	TCP 01 KTG	TCP 02 KTG	TCP 01C KTG	TCP 03 KTG	TCP 04 KTG	TCP 05 KTG	TCP 06 KTG	TCP 07F KTG	TCP 07 KTG	TCP 08 KTG	TCP 09 KTG	-
White Finish												
Note: To order White Finish please add the prefix "W" to the code ie. WCP 04 T.												

Thermal Performance

		Thermal [T]	Hi Therm [HT]	Triple [KTG]	Frosted [T-FR]
Window U value	U _w [W/m²K]	1.3	1.3	1.0	1.3
Centre pane U value	U _g [W/m²K]	1.1	1.1	0.6	1.1

PSI Values

	W/m²K
Roof Window Head	0.058
Roof Window Jamb	0.058
Roof Window Sill	0.049

Glazing

Thermal (T) - Double glazed, toughened outer pane, argon gas filled cavity, float inner pane.

Hi-Therm (HT) - Double glazed, toughened outer pane, argon gas filled cavity, laminated inner pane with enhanced noise reduction.

Triple Glazed (KTG) - Triple glazed, toughened outer pane, krypton gas filled cavity, float centre pane, krypton gas filled cavity, float inner pane with enhanced sound and thermal insulation.

Frosted (FR) - Double glazed, toughened outer pane, argon gas filled cavity, frosted float inner pane.

- ▶ The glazing pane of a Keylite Centre Pivot Roof Window can be cleaned with a soft, clean cloth/chamois or non-metal squeegee. Clean water will be sufficient for cleaning the pane.
- ▶ The sash can be rotated through 180° where the outer pane can become available for cleaning once locked in position using the plastic locking mechanism located along the top of the sash.

Note: Self-cleaning glass available upon request. For further information, please contact the Keylite technical team.

Maintenance

Glazing Option

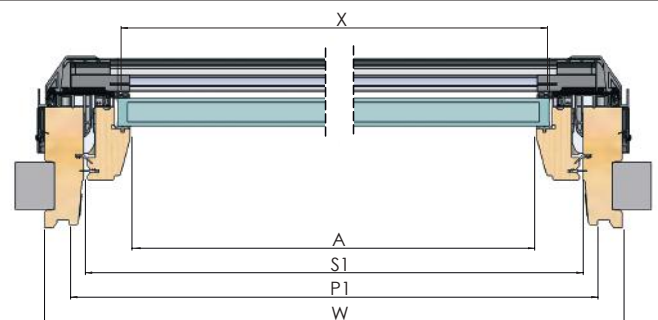
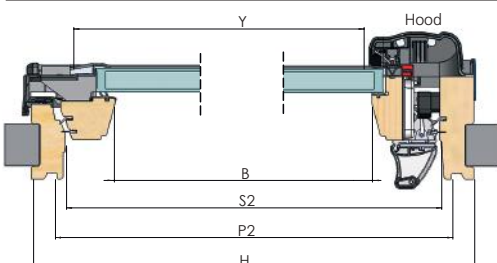
Glazing Option - Results			Thermal [T]	Hi Therm [HT]	Triple [KTG]	Frosted [FR]
UV	Transmittance (%)	τ_{uv}	44	0	31	43
	Transmittance for standard illuminant D65 (%)	τ_v	82	81	74	80
Light	Reflectance for standard illuminant D65 (%) ^(*)	ρ_v	12	12	16	12
	Reflectance for standard illuminant D65 (%) ^(**)	ρ_v	12	12	16	12
	General colour rendering index (%)	R _a	98	98	97	96
	Solar direct transmittance (%)	τ_e	58	53	46	57
Energy	Solar direct reflectance (%) ^(*)	ρ_e	28	28	33	27
	Solar direct reflectance (%) ^(**)	ρ_e	27	23	32	26
	Solar direct absorption (%) ^(*)	a	14	19	21	14
	Total solar energy transmittance (Solar Factor) EN410 (%) ^(*)	g	64	64	55	63
	Shading coefficient (+g_DIN/0.87) ^(*)	sc	0.74	0.73	0.64	0.73

(*) Incident Radiation from the outside (**) Incident Radiation from the inside

Technical Information

Window Type	Window Size	External Frame Size		Sash Size		Glazing Size		Visible Glazing Size		Plasterboard		Natural Daylight Area (m ²)	Equivalent Ventilation Area (mm ²)	Structural Opening Size Required	
		(mm)		(mm)		(mm)		(mm)		(mm)				(mm)	
		W	H	S1	S2	X	Y	A	B	P1	P2			W	H
TCP	01	550	780	460	690	396	593	370	558	496	720	0.206	3,879	590	820
TCP	02	550	980	460	890	396	793	370	758	496	920	0.280	3,879	590	1020
TCP	01C	550	1180	460	1090	396	993	370	958	496	1120	0.354	3,879	590	1220
TCP	03	660	1180	570	1090	506	993	480	958	606	1120	0.460	4,658	700	1220
TCP	04	780	980	690	890	626	793	600	758	726	920	0.455	6,567	820	1020
TCP	05	780	1180	690	1090	626	993	600	958	726	1120	0.575	6,567	820	1220
TCP	06	780	1400	690	1310	626	1213	600	1178	726	1340	0.707	6,567	820	1440
TCP	07F	940	1400	850	1310	786	1213	760	1178	886	1340	0.895	7,914	980	1440
TCP	07	940	1600	850	1510	786	1413	760	1378	886	1540	1.047	7,914	980	1640
TCP	08	1140	1180	1050	1090	986	993	960	958	1086	1120	0.920	9,597	1180	1220
TCP	09	1340	980	1250	890	1186	793	1160	758	1286	920	0.879	11,281	1380	1020
TCP	10	1340	1400	1250	1310	1186	1213	1160	1178	1286	1340	1.366	11,281	1380	1440
TCP	01XS	550	550	460	460	396	363	370	328	496	490	0.121	3,879	590	590
TCP	01S	550	700	460	610	396	513	370	478	496	640	0.177	3,879	590	740
TCP	01F	550	1400	460	1310	396	1213	370	1178	496	1340	0.436	3,879	590	1440
TCP	01G	550	1600	460	1510	396	1413	370	1378	496	1540	0.510	3,879	590	1640
TCP	03XS	660	550	570	460	506	363	480	328	606	490	0.157	4,658	700	590
TCP	03S	660	700	570	610	506	513	480	478	606	640	0.229	4,658	700	740
TCP	03A	660	780	570	690	506	593	480	558	606	720	0.268	4,658	700	820
TCP	03B	660	980	570	890	506	793	480	758	606	920	0.364	4,658	700	1020
TCP	03F	660	1400	570	1310	506	1213	480	1178	606	1340	0.565	4,658	700	1440
TCP	03G	660	1600	570	1510	506	1413	480	1378	606	1540	0.661	4,658	700	1640
TCP	04XS	780	550	690	460	626	363	600	328	726	490	0.197	6,567	820	590
TCP	04S	780	700	690	610	626	513	600	478	726	640	0.287	6,567	820	740
TCP	04A	780	780	690	690	626	593	600	558	726	720	0.335	6,567	820	820
TCP	04G	780	1600	690	1510	626	1413	600	1378	726	1540	0.827	6,567	820	1640
TCP	07XS	940	550	850	460	786	363	760	328	886	490	0.249	7,914	980	590
TCP	07S	940	700	850	610	786	513	760	478	886	640	0.363	7,914	980	740
TCP	07A	940	780	850	690	786	593	760	558	886	720	0.424	7,914	980	820
TCP	07B	940	980	850	890	786	793	760	758	886	920	0.576	7,914	980	1020
TCP	07C	940	1180	850	1090	786	993	760	958	886	1120	0.728	7,914	980	1220
TCP	08XS	1140	550	1050	460	986	363	960	328	1086	490	0.315	9,597	1180	590
TCP	08S	1140	700	1050	610	986	513	960	478	1086	640	0.459	9,597	1180	740
TCP	08A	1140	780	1050	690	986	593	960	558	1086	720	0.536	9,597	1180	820
TCP	08B	1140	980	1050	890	986	793	960	758	1086	920	0.728	9,597	1180	1020
TCP	08F	1140	1400	1050	1310	986	1213	960	1178	1086	1340	1.131	9,597	1180	1440
TCP	08G	1140	1600	1050	1510	986	1413	960	1378	1086	1540	1.323	9,597	1180	1640
TCP	09XS	1340	550	1250	460	1186	363	1160	328	1286	490	0.380	11,281	1380	590
TCP	09S	1340	700	1250	610	1186	513	1160	478	1286	640	0.554	11,281	1380	740
TCP	09A	1340	780	1250	690	1186	593	1160	558	1286	720	0.647	11,281	1380	820
TCP	09C	1340	1180	1250	1090	1186	993	1160	958	1286	1120	1.111	11,281	1380	1220
TCP	09G	1340	1600	1250	1510	1186	1413	1160	1378	1286	1540	1.598	11,281	1380	1640

Cross Section



GB
Unit 3 Gateway Road, Burton Gateway,
Burton upon Trent, DE13 8FL

NI & ROI
Derryloran Industrial Est. Sandholes Road,
Cookstown, Co. Tyrone, BT80 9LU

T: +44 (0) 1283 200 158
E: info@keyliteuk.com

T: +44 (0) 28 8675 8921
E: info@keylite.co.uk